


Montageanleitung

Ⓒ mounting instruction Ⓕ Notice de montage Ⓖ Instrukcja montażu
Ⓔ Instrucciones de montaje Ⓘ Istruzioni di montaggio

LUNARO...



RIDI Leuchten GmbH
Hauptstrasse 31 - 33 · D-72417 Jungingen
Tel. 07477/872-0 · Fax 07477/872-48
kontakt@ridi-group.de · www.ridi-group.com



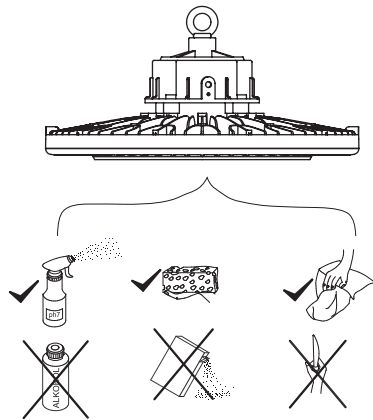
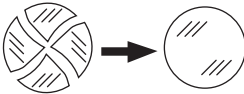
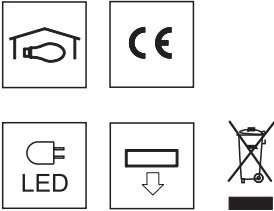
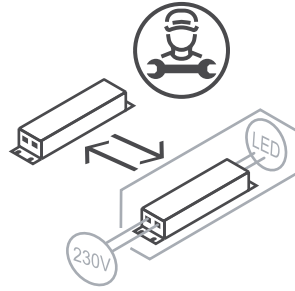
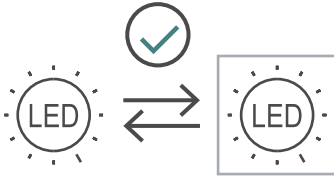
- (D) Für die Installation und für den Betrieb der Leuchten sind die nationalen Sicherheitsvorschriften zu beachten.
- (GB) Please note national safety instructions for installation and operation of this luminaire.
- (F) Pour l'installation et le fonctionnement des luminaires il est impératif de respecter les normes nationales de sécurité en vigueur.
- (PL) W celu prawidłowej instalacji i poprawnego działania oprawy należy przestrzegać krajowych przepisów bezpieczeństwa.
- (E) Para la instalación y la puesta en funcionamiento de las luminarias deben observarse las normas nacionales de seguridad.
- (IT) Per l'installazione e il funzionamento delle lampade si fa riferimento alle normative di sicurezza nazionali.
-

- (D) Die Lichtquelle dieser Leuchte ist nicht ersatzbar, wenn die Lichtquelle ihr Lebensdauerende erreicht hat, ist die gesamte Leuchte zu ersetzen.
- (GB) The light source of this luminaire cannot be replaced. When the light source has reached end of its service life, the complete luminaire must be replaced.
- (F) La source lumineuse de ce luminaire n'est pas remplaçable. Quand la source lumineuse aura atteint la limite de sa durée de vie, le luminaire complet doit être remplacé.
- (PL) Źródło światła w tej oprawie oświetleniowej nie podlega wymianie; po upływie czasu eksploatacji źródła światła należy wymienić całą oprawę.
- (E) La fuente de luz de esta luminaria no se puede sustituir. Cuando la fuente luminica ha alcanzado el final de su vida útil, hay que sustituir toda la luminaria.
- (IT) La sorgente luminosa di questa lampada non è sostituibile, una volta esaurita la sua durata si deve sostituire l'intera lampada.
-

IP65



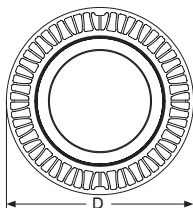

- (D) Verwendung der Leuchte in einer Umgebung, in der eine Ablagerung von leitfähigem Staub auf der Leuchte erwartet werden kann.
- (GB) Use of the luminaire in an environment where a conductive deposition of dust on the luminaire is expected.
- (F) Utilisation du luminaire dans un environnement où un dépôt de poussière conductrice peut être attendu.
- (PL) Zastosowanie oprawy w otoczeniu, w którym można się spodziewać osiadania na oprawie pyłu przewodzącego.
- (E) Uso de la luminaria en un entorno en el que pueda producirse una acumulación de polvo conductor sobre la misma.
- (IT) Applicazione della lampada in un ambiente in cui è prevedibile il deposito di polvere conduttiva sull'apparecchio.



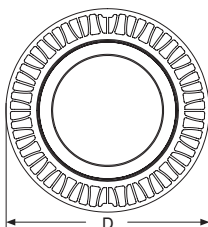

Druckfehler und Irrtum vorbehalten.
Formelle und technische Änderungen behalten wir uns vor.

Misprints and errors excepted.
We reserve the right of formal and technical modifications.

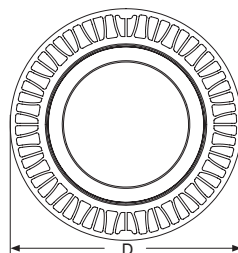
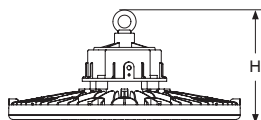
LUNARO360...1000
LUNARO360...1000



LUNARO360...2000
LUNARO360...2000



LUNARO405...3000
LUNARO405...3000




M10 Ring Dimension

D1 25mm

D2 45mm

Thickness 10mm

Type	H	D	kg
LUNARO360NDSW840T1000	153	360	5.28
LUNARO360DASW840T1000	153	360	5.28
LUNARO360NDSW840T2000	165	360	5.28
LUNARO360DASW840T2000	165	360	5.28
LUNARO405NDSW840T3000	178	405	6.20
LUNARO405DASW840T3000	178	405	6.20




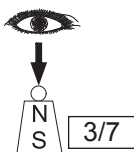
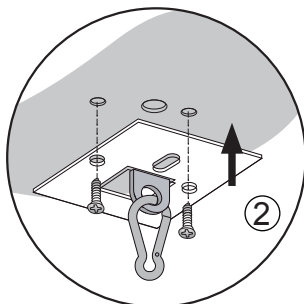
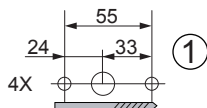
VLBP
0205887



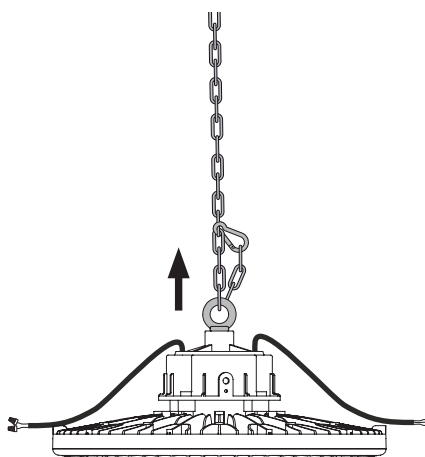
VLBP
0205888



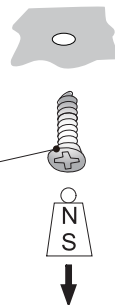
TRA 008
0200251




Optional



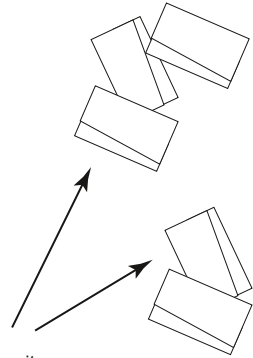
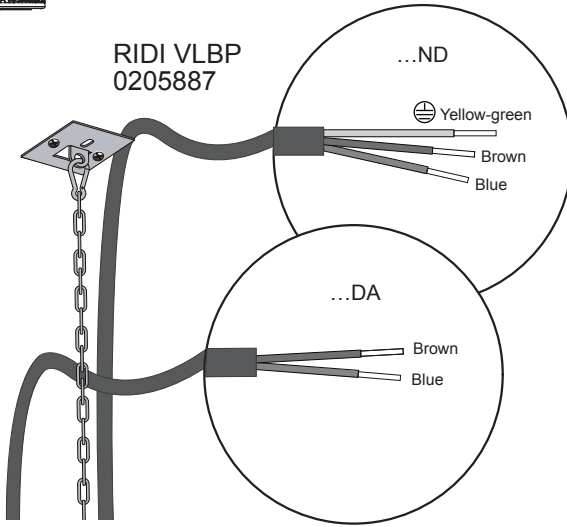
bauseits
to be supplied on-site
À prévoir sur place
we własnym zakresie
por parte del cliente
a cura del cliente



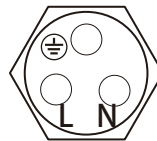
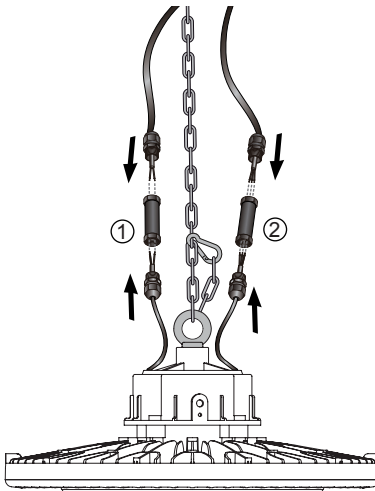


RIDI
AC 220-240V/50-60Hz

RIDI VLBP
0205887



Bauseits
To Be Supplied By The Client
À Fournir Par L'installateur
A Carico Del Cliente
A Cargo Del Cliente
Op De Plaats Van Constructie



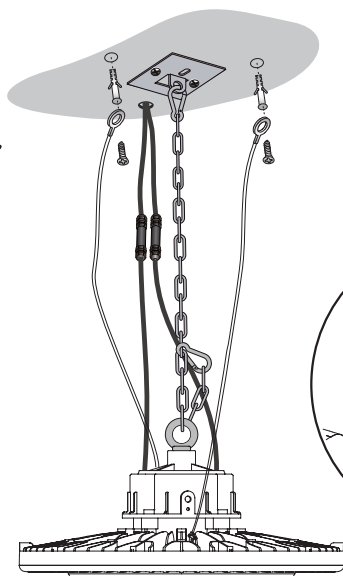
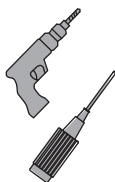

Optional
Connection with the IP65
connector

Note:

- | | |
|---|-------------------------------------|
| ① | + Brown
- Blue |
| ② | N Blue
L Brown
Ⓧ Yellow-green |

Warning:

- ① Incorrect installation may result in power burned or a risk of a fire.
- ② If don't need dimming, protect the DALI output with the protection caps provided with the product.



bauseits
to be supplied on-site
À prévoir sur place
we własnym zakresie
por parte del cliente
a cura del cliente

