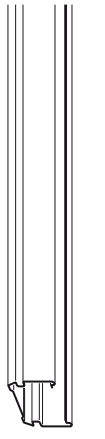


INSTRUCTION

SDT-System


IP20 / 54 / 40



- SDT** 182.....
- SDCS 1890 0034 101
- SDH 1890 0039 100
- SDD 1890 0033 100
- SDCT 1890 0042 100
- SDTAF-7 1820 3092 100
- SDTAF-11 1820 2092 100
- SDTAM-7 1820 3090 100
- SDTAM-11 1820 2090 100

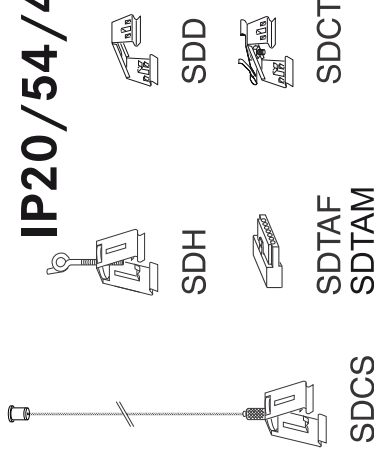
REGIOLUX

Regiolux GmbH
 Hellinger Str. 3
 D-97486 Königsberg/Bay.
 T 09525 89-0
<http://www.regiolux.de>
 info@regiolux.de

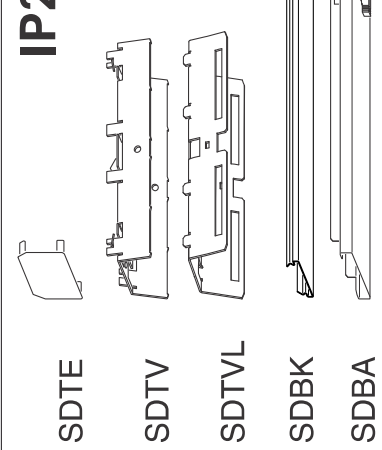


- SDTE 1890 0231 100
- SDTES 1890 0235 100
- SDTV 1820 0020 100
- SDTVL 1820 0031 100
- SDTVLS 1820 0050 100
- SDBK 1883 7580 101
- SDBAS 1882 6580 100
- SDBKS 1883 7580 151
- SDBA 1883 6580 100

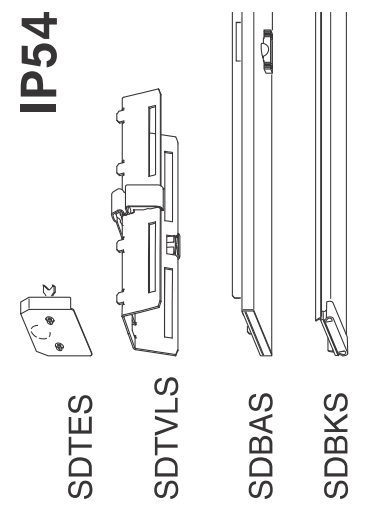
IP20 / 54 / 40



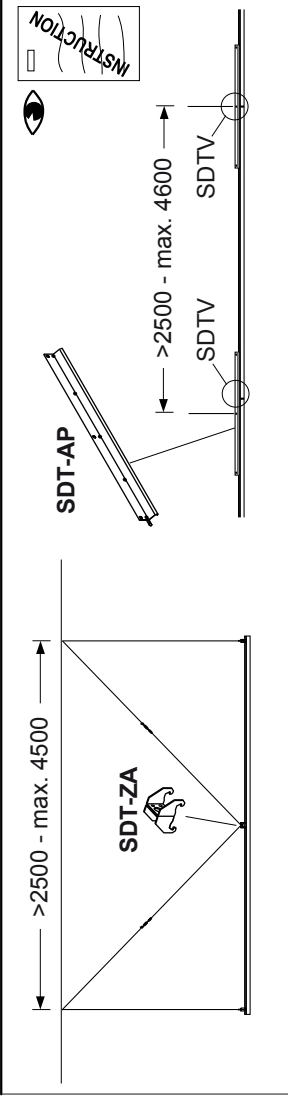
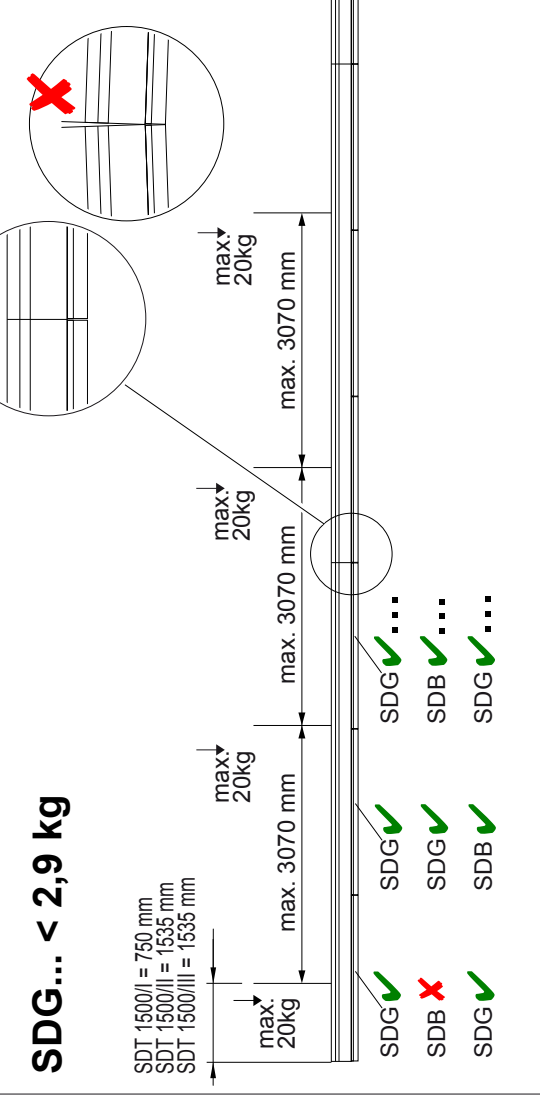
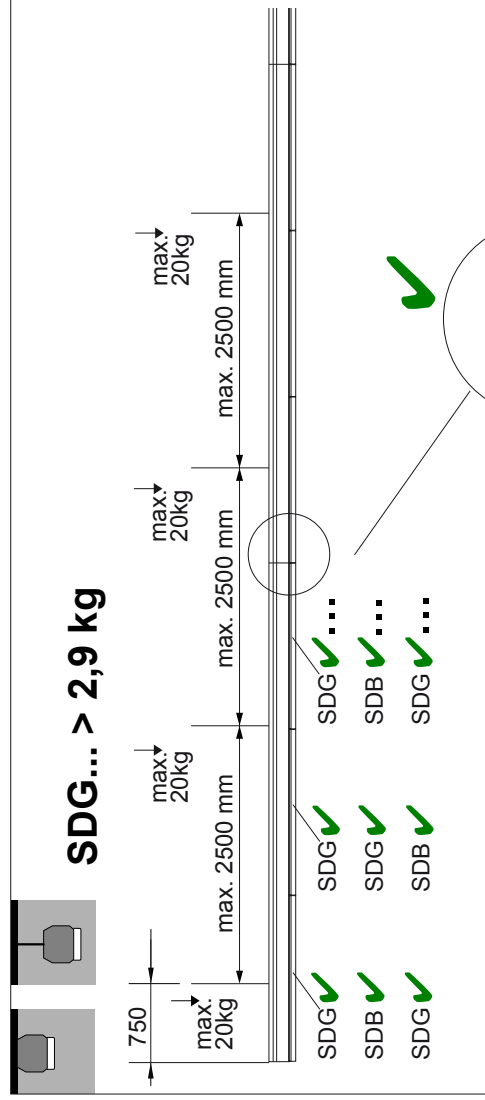
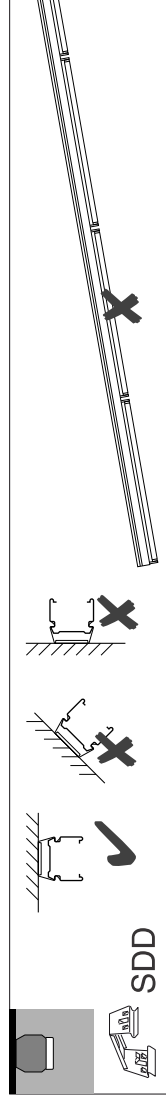
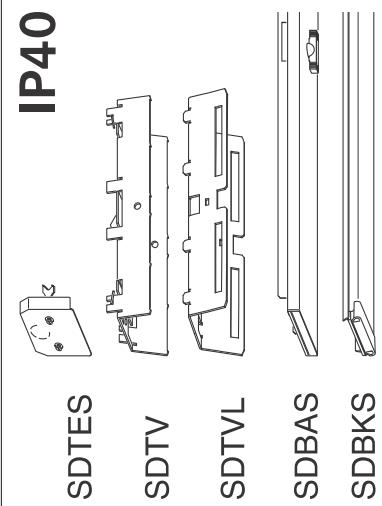
IP20



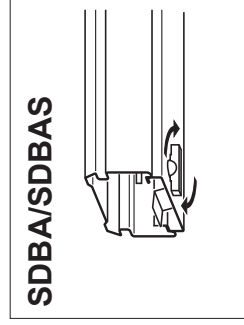
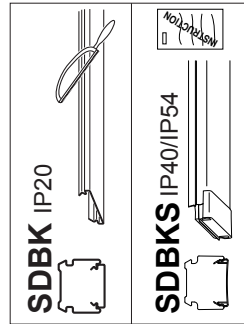
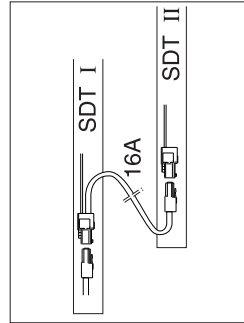
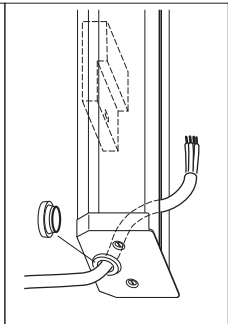
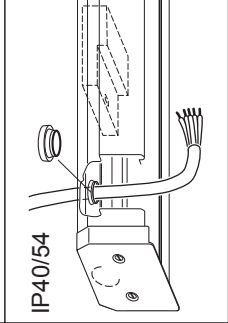
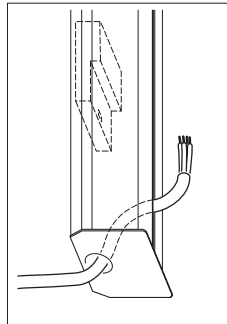
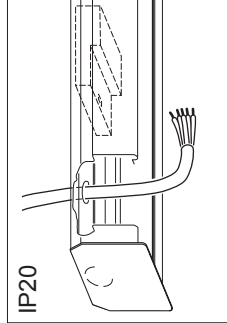
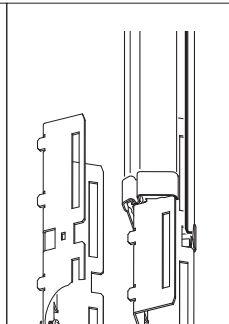
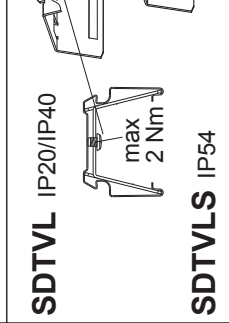
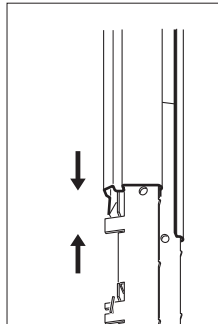
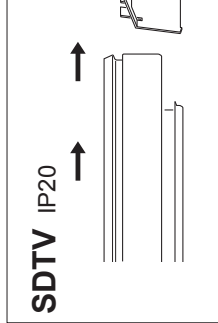
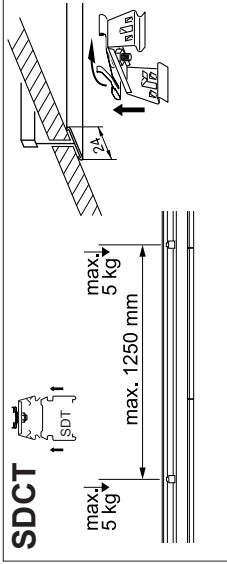
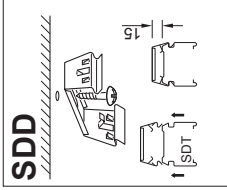
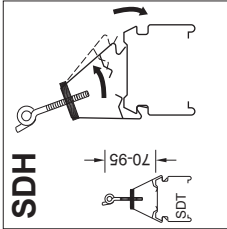
IP54



IP40




Art.-Nr.: 530491 - 07/2022



Zulässige Stromstärken bei Tragschiene SDT
missible rated current for mounting rail SDT

Verdrahtung Tragschiene wiring rail	max. Stromstärken max. rated current	
	5/7 Leiter 5/7 conductors	4 Zusatzleiter 4 conductors
5 x 1,5mm ²	4 x 16A	-X-
5 x 2,5 mm ²	4 x 16A	-X-
7 x 2,5 mm ²	5 x 16A	-X-
7 x 2,5 mm ² + 4 x 1,5 mm ²	4 x 16A + 2 x 10 A	4 x 10A
	6 x 16A	4 x 5A



Für die Tragschiene ist gemäß VDE 0100 der Betriebsstrom, der verwendete Leitungsquerschnitt, die Schleifenimpedanz sowie die Charakteristik und der Nennstrom des Absicherungsorgans zu beachten.

As per VDE 0100 for the rails the operation voltage, the cross section of the conductors, the loop impedance as well as the characteristics and the rated current of the safety fuse have to be considered.

Steckerbelegung der Geräteträger bei Schaltung >3-pol.
Assignment of plugs of the device mounts if circuit >3-conductors.

