PHILIPS

CoreLine waterproof

WT120C G3/WT121C G3



220V 50Hz
240V 60Hz

IP66 IK08

PSU/PSU TW3

	Power	Lumen	Energy efficiency Light source	Emergency (optional)		Max. connection number
WT120C G3 2GS840 PSU L600	13	2000	C	No	0.75	*
WT120C G3 4GS840 PSU L600	26	4000	C	No	0.75	*
WT120C G3 2TS840 PSU L1200	17	2150	C	Yes	1.24	*
WT120C G3 4GS840 PSU L1200	25	4000	C	Yes	1.24	*
WT120C G3 6GS840 PSU L1200	37.5	6000	C	Yes	1.24	*
WT120C G3 8GS840 PSU L1200	50	8000	C	Yes	1.25	*
WT120C G3 4GS830 PSU L1200	25	3400	C	Yes	1.24	*
WT120C G3 6GS830 PSU L1200	35	4800	C	Yes	1.24	*
WT120C G3 8GS830 PSU L1200	25	3800	C	Yes	1.24	*
WT120C G3 10GS830 PSU L1200	31.5	3800	C	Yes	1.30	*
WT120C G3 8GS840 PSU L1500	37.5	6000	C	Yes	1.55	*
WT120C G3 8GS840 PSU L1500	37.5	5800	C	Yes	1.71	*
WT120C G3 8GS840 PSU L1500	50	8000	C	Yes	1.71	*
WT120C G3 10GS840 PSU L1500	62.5	10000	C	Yes	1.55	*
WT120C G3 12GS840 PSU L1500	75	12000	C	Yes	1.60	*
WT120C G3 6GS830 PSU L1500	37.5	3800	C	Yes	1.55	*
WT120C G3 8GS830 PSU L1500	37.5	3400	C	Yes	1.55	*
WT120C G3 10GS830 PSU L1500	37.5	4000	C	Yes	1.60	*
WT120C G3 4GS840 UE PSU L1500	22.5	4000	B	Yes	1.38	*
WT120C G3 8GS840 UE PSU L1500	50	8000	B	Yes	1.55	*
WT120C G3 14GS840 UE PSU L1500	74	14000	B	Yes	1.71	*
WT120C G3 2L 25_35_40GS840 PSU L1500	14 W 18 W	2400/2800 lumen	C	No	0.75	*
WT120C G3 2T_35_39_46GS840 PSU L1200	25 W 31 W	3150/3500 lumen	C	Yes	1.24	*
WT120C G3 2T_33_39_46GS840 PSU L1200	16 W 20 W	2150/2400 lumen	C	Yes	1.24	*
WT120C G3 2T_33_39_46GS840 PSU L1200	16 W 20 W	2150/2400 lumen	C	Yes	1.24	*
WT120C G3 2T_33_39_46GS840 PSU L1200	16 W 20 W	2150/2400 lumen	C	Yes	1.24	*
WT120C G3 3L 43_51_60GS830 PSU L1500	27 W 32 W	3400/4000 lumen	C	Yes	1.55	*
WT120C G3 3L 43_51_60GS840 PSU L1500	27 W 32 W	3800/4500 lumen	C	Yes	1.55	*
WT120C G3 3L 43_51_60GS840 PSU L1500	27 W 32 W	3800/4500 lumen	C	Yes	1.55	*
WT120C G3 3L 43_51_60GS840 PSU L1500	27 W 32 W	3800/4500 lumen	C	Yes	1.55	*
WT120C G3 4L 57_69_80GS840 PSU L1500	36 W 43 W	5100/6000 lumen	C	Yes	1.55	*
WT120C G3 4L 57_69_80GS830 PSU L1500	36 W 43 W	4600/5400 lumen	C	Yes	1.55	*
WT120C G3 70_86_100_120S/840 PSU L1500	57.5 W 69 W	8000/9500 lumen	C	Yes	1.76	27
WT120C G3 8GS840 PSU TW3 L1500	37.5	6000	C	Yes	1.76	38
WT120C G3 8GS840 PSU TW3 L1500	50	8000	C	Yes	1.76	27
WT120C G3 2GS840 PSU PCO L600	13	1900	C	Yes	0.75	*
WT120C G3 2TS840 PSU PCO L1200	17	2000	C	Yes	1.24	*
WT120C G3 4GS840 PSU PCO L1200	25	3700	C	Yes	1.24	*
WT120C G3 34GS840 PSU PCO L1500	21.5	3200	C	Yes	1.55	*
WT120C G3 6GS840 PSU PCO L1500	37.5	5800	C	Yes	1.55	*
WT120C G3 8GS840 PSU PCO L1500	50	7600	C	Yes	1.55	*

▲ 3000K lumen output is 3.5% lower than 4000K.

© 09/2026 Signify Holding. All rights reserved

WEC3/WEC3 TW1

	Power	Lumen	Energy efficiency Light source	Emergency (optional)		Max. connection number
WT120C G3 4GS840 PSU WEC3 L1200	25	4000	C	No	1.24	*
WT120C G3 6GS840 PSU WEC3 L1500	37.5	6000	C	No	1.55	*
WT120C G3 4GS840 PSU WEC3 TW1 L1200	25	4000	C	No	1.35	53
WT120C G3 6GS840 PSU WEC3 TW1 L1500	37.5	6000	C	No	1.66	53

PSD/PSD TW1/TW3

	Power	Lumen	Energy efficiency Light source	Emergency (optional)		Max. connection number
WT120C G3 4GS840 PSD L600	25	4000	C	No	0.80	*
WT120C G3 4GS840 PSD L1200	37.5	6000	C	No	1.37	*
WT120C G3 8GS840 PSD L1200	50	8000	C	Yes	1.37	*
WT120C G3 10GS840 PSD L1200	62.5	10000	C	Yes	1.71	*
WT120C G3 8GS840 UE PSD L1200	50	8000	B	Yes	1.71	*
WT120C G3 6GS840 PSD TW1 L600	37.5	6000	C	Yes	0.92	53
WT120C G3 4GS840 PSD TW1 L1200	25	4000	C	Yes	1.34	53
WT120C G3 6GS840 PSD TW1 L1200	37.5	6000	C	Yes	1.34	27
WT120C G3 8GS840 PSD TW1 L1500	37.5	6000	C	Yes	1.92	20
WT120C G3 8GS840 PSD TW1 L1500	50	8000	C	Yes	1.92	27

*Refer to the datasheet for detailed information on through wiring options.

PSU/PSD



Type	Dimension (mm)							Nr of clips
	A	B	C	D	E min	E max	F	
WT120C G3 L600	76	665	80	38	308	512	85	6
WT120C G3 L1200		1215			538	1062		10
WT120C G3 L1500		1515			838	1362		12

PSU TW3/PSD TW1 /PSD TW3



Type	Dimension (mm)							Nr of clips
	A	B	C	D	E min	E max	F	
WT120C G3 TW3/TW1L600	76	665	80	38	308	512	85	6
WT120C G3 TW3 L1200		1215			538	1062		10
WT120C G3 TW3 L1500		1515			838	1362		12

Data subject to change without notice
Keep for future reference: www.philips.com/lighting

WEC3



Type	Dimension (mm)							Nr of clips
	A	B	C	D	E min	E max	F	
WT120C G3 WEC3 L1200	76	1240	80	38	538	1062	85	10
WT120C G3 WEC3 L1500		1540			838	1362		12

WEC3 TW1



Type	Dimension (mm)							Nr of clips
	A	B	C	D	E min	E max	F	
WT120C G3 WEC3 TW1 L1200	76	1285	80	38	538	1062	85	10
WT120C G3 WEC3 TW1 L1500		1585			838	1362		12







Note: "M1" & "M2" for multifunctional terminal interface, such as for TW1/TW3 connection, for emergency unit connection.



(*) NYM cable is suitable for TW



	Additional Through wiring options:	
12NC	Description	EOC
911401816587	WT120Z TW-3x2.5-L600 10PCS	872016975515499
911401816787	WT120Z TW-3x2.5-L1200 10PCS	872016975517899
911401816987	WT120Z TW-3x2.5-L1500 10PCS	872016975519299



	Additional Through wiring options:	
12NC	Description	EOC
911401816687	WT120Z TW-5x2.5-L600 10PCS	872016975516199
911401816887	WT120Z TW-5x2.5-L1200 10PCS	872016975518599
911401817087	WT120Z TW-5x2.5-L1500 10PCS	872016975520899



	Additional Through wiring options:	
12NC	Description	EOC
911401816687	WT120Z TW-5x2.5-L600 10PCS	872016975516199
911401816887	WT120Z TW-5x2.5-L1200 10PCS	872016975518599
911401817087	WT120Z TW-5x2.5-L1500 10PCS	872016975520899

	Additional Through wiring options:	
12NC	Description	EOC
911401816287	WT120Z TW-2x2.5-L1200 10PCS	872016975514899
911401816787	WT120Z TW-3x2.5-L1200 10PCS	872016975517899
911401816987	WT120Z TW-3x2.5-L1500 10PCS	872016975519299



	Additional Through wiring options:	
12NC	Description	EOC
911401883288	WT120Z TW-2x2.5-L1200 10PCS	872101034908899
911401816887	WT120Z TW-5x2.5-L1200 10PCS	872016975518599
911401883388	WT120Z TW-2x2.5-L1500 10PCS	872101034909599
911401817087	WT120Z TW-5x2.5-L1500 10PCS	872016975520899









CCT switch option

Refer to datasheet for detailed information on wattage and lumen output.

WT120C G3 27_33_39_46S/830_40 PSU TW3 L1200

WT120C G3 35_43_51_60S/830_40 PSU TW3 L1500



Lumen switch option

Refer to datasheet for detailed information on wattage and lumen output.

WT120C G3 27_33_39_46S/830 PSU L1200
WT121C G3 27_33_39_46S/840 PSU L1200
WT120C G3 27_33_39_46S/840 PSU L1200
WT120C G3 27_33_39_46S/865 PSU L1200
WT120C G3 27_33_39_46S/840 TW3 PSU L1200
WT120C G3 27_33_39_46S/830_40 PSU TW3 L1200



Pin 1	Pin 2	27_33_39_46S
ON	ON	27S
ON	OFF	33S
OFF	ON	39S
OFF	OFF	46S(Default)

WT120C G3 35_43_51_60S/830 PSU L1500
WT120C G3 35_43_51_60S/840 PSU L1500
WT120C G3 35_43_51_60S/865 PSU L1500
WT121C G3 35_43_51_60S/840 PSU L1500
WT120C G3 35_43_51_60S/830_40 PSU TW3 L1500

Pin 1	Pin 2	35_43_51_60S
ON	ON	35S
ON	OFF	43S
OFF	ON	51S
OFF	OFF	60S(Default)

WT120C G3 70_86_100_120S/840 PSU L1500

Pin 1	Pin 2	70_86_100_120S
ON	ON	70S
ON	OFF	86S
OFF	ON	100S
OFF	OFF	120S(Default)



WT120C G3 24_29_35_40S/840 PSU L600
WT120C G3 24_29_35_40S/840 PSU TW3 L600

Pin 1	Pin 2	24_29_35_40S
ON	ON	24S
ON	OFF	29S
OFF	ON	35S
OFF	OFF	40S(Default)

WT120C G3 46_57_69_80S/840 PSU L1500
WT120C G3 46_57_69_80S/840 PSU TW3 L1500

Pin 1	Pin 2	46_57_69_80S
ON	ON	46S
ON	OFF	57S
OFF	ON	69S
OFF	OFF	80S(Default)

Installation of Emergency unit

(option with additional emergency module EM300V)
Emergency Module:
Follow manual instruction of EM300V
Order Code
912401483668 EM300V ELB_P3 kit HV 6.4V 2000mAh LFP v2
The emergency pack is not provided.



Charge time



Emergency wiring







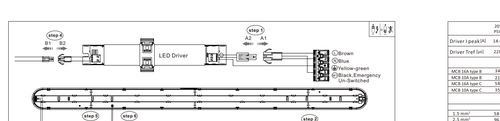

step 1. disconnect A1 from A2
step 2. connect A2 With EL2
step 3. connect B1 from EL3

step 1. disconnect A1 With EL1
step 2. disconnect B1 from B2
step 3. connect B2 from EL4

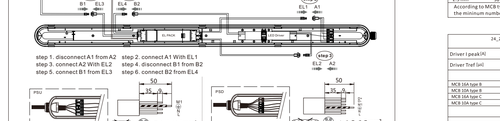

Rated lumen output in emergency mode when using EL kit EM300V: min 400lm

	205 PSU	275 PSU	345 PSU	405 PSU	605 PSU	805 PSU	1405 PSU	1605 PSU	1805 PSU	2405 PSU
Driver I peak[A]	14.6	14.6	24.5	24.5	24.5	24.5	24.5	38.4	38.4	49
Driver I Inref [ms]	228	228	136	136	136	136	136	141	188	188
According to MCB type & through wire cross-section area, choose the minimum number to connect products.										
MCB 10A type B	34	34	35	35	35	35	35	21	12	12
MCB 16A type B	21	21	22	22	22	22	22	13	8	8
MCB 16A type C	58	58	60	60	60	60	60	36	22	22
MCB 16A type D	35	35	36	36	36	36	36	22	12	12
Max. No. of connecting products by through wire cross-section area										
MCB 10A type B	58	44	37	32	35	21	24	34	13	11
MCB 16A type C	96	72	61	53	58	35	40	56	21	18
According to MCB type & through wire cross-section area, choose the minimum number to connect products.										

	24_29_35_405 PSU	27_33_39_445 PSU	35_41_53_605 PSU	46_57_69_805 PSU	70_86_100_1205 PSU
Driver I peak[A]	24.5	24.5	24.5	38.4	49
Driver I Inref [ms]	136	136	136	141	188
According to MCB type & through wire cross-section area, choose the minimum number to connect products.					
MCB 10A type B	35	35	35	21	12
MCB 16A type B	22	22	22	13	8
MCB 16A type C	60	60	60	36	22
MCB 16A type D	36	36	36	22	12
Max. No. of connecting products by through wire cross-section area					
MCB 10A type B	33	28	21	16	11
MCB 16A type C	54	46	34	26	18
According to MCB type & through wire cross-section area, choose the minimum number to connect products.					

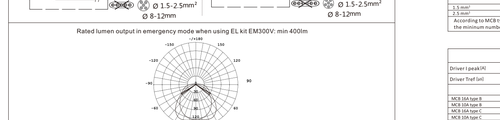

For PSD product series, rated light output in DC emergency mode:
The luminaire is working on 110-277Vac fluctuation, minimum flux by 220-240V DC supply.
Refer to datasheet for detailed specification and ordering information.

	405 PSD	605 PSD	805 PSD	805 PSD	1205 PSD
	PSD	PSD	PSD	U-PSD	PSD
Driver I peak[A]	23.1	23.1	25.1	25.1	25
Driver I Inref [ms]	221	221	214	214	230
According to MCB type & through wire cross-section area, choose the minimum number to connect products.					
MCB 10A type B	22	22	21	21	20
MCB 16A type B	13	13	12	12	12
MCB 16A type C	37	37	36	36	34
MCB 16A type D	22	22	21	21	20
Max. No. of connecting products by through wire cross-section area					
MCB 10A type B	30	20	15	12	11
MCB 16A type C	49	33	25	20	18
According to MCB type & through wire cross-section area, choose the minimum number to connect products.					

- Do not store into LED light beam.
- The luminaire shall be installed by a qualified electrician and wired in accordance with the latest IEE electrical regulations and standards.
- The light source contained in this luminaire shall only be replaced by the manufacturer or his service agent or a similar qualified person.
- Above average concentration of sulfur effects the useful lifetime of the product. E.g.: Light sources turn black, light changes from white to blue. Typically after 2-4 years.
- For use in environments where an accumulation of conductive dust on the luminaire may be expected.
- Do not install the luminaire on the location where it is exposed to heavily grease, eg. mineral oil and distillates (petroleum), heavy naphthenic treated with hydrogen.
- This product is not suitable for cold & humid storage areas, especially where obvious temperature gradients are present, such as ventilation opening, door, etc.,e.g. freezers.
- Do not install the luminaire on locations where it is exposed to direct sunlight. UV radiation will damage the material over time resulting in loss of waterproof sealing and IP66 rating.
- Do not install the luminaire on the location where it is exposed to (animal) grease, oil, etc. eg. cooking or mineral oil and distillates (petroleum), heavy naphthenic treated with hydrogen, or swimming pool applications (with chlorine present), or canvas (due to chemicals and/or gel nature).

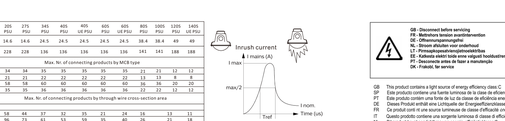

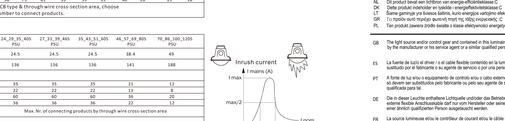

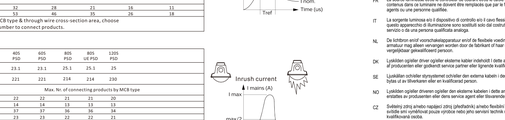

The servicing of the controlgear in this luminaire should only be undertaken by the manufacturer or their service agent or a similarly skilled person.

© 09/2026 Signify Holding.
All rights reserved. This document contains information relating to the product portfolio of Signify which information may be subject to change. No representation or warranty as to the accuracy or completeness of the information included herein is given and any liability for any action in reliance thereon is disclaimed. The information presented in this document is not intended as any commercial offer and does not form part of any quotation or contract. Philips and the Philips Shield Emblem are registered trademarks of Koninklijke Philips N. V.. All other trademarks are owned by Signify Holding or their respective owners.

Signify Holding
The Netherlands

GB - Disconnect before servicing
FR - Débrancher toutes alimentation
DE - Offenstromquellen
NL - Sluit alle stroomvoeren
LT - Pirmiausiai atjunkite elektrinius
PL - Odłączyć wszystkie zasilania
SE - Koppla bort alla strömkällor
RU - Отключите перед обслуживанием
BG - Отключете преди обслужване
HU - Szervizelés előtt szüntesse meg a hálózati feszültséget
CZ - Odpojit veškerá napájení
SK - Odpojte všetky napájania
ES - Desconectar todas las fuentes de alimentación
PT - Desligar todas as fontes de alimentação
IT - Togliere tutte le fonti di alimentazione
SI - Odstranite vse vire napajanja
FI - Irrottakaa kaikki kaksi ja sähköt
PL - Odłącz przed serwisowaniem
RO - Deconectați toate sursele de tensiune
TR - Tüm kaynakları ayırın

