

# V-CG-SE 4-400 W

Monitoring module with control input

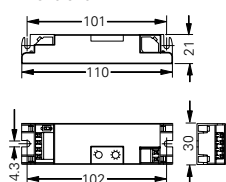


V-CG-SE 4-400 W




8

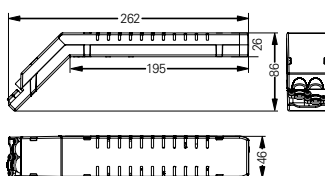
Dimensions in mm



Module housing



Dimensions in mm



## V-CG-SE 4-400 W

- Low operating costs due to decreased standby losses < 0.5 W
- Minimized dimensions on the basis of conventional T5 EVG cross section (H x W: 21 x 30 mm) for an eased mounting in narrow luminaires
- Without protective conductor connection. For the use in luminaires with insulation class I or II
- Variable mounting possibilities for different mounting positions (horizontal or sidewise upright)
- Avoidance of installation failures due to a mains connection being protected against polarity reversal
- Universal monitoring modules for loads 4 – 400 W
- Shortened inspection effort due to the CEWA GUARD and S+ Technology: Automatic function monitoring of up to 20 luminaires per circuit
- Reduced installation costs due to STAR-Technology: Freely programmable mixed operation of the switching modes per luminaire in one circuit
- Reduced installation expenditures as no additional data line to the luminaires is needed
- Enlarged ambient temperature range
- Separate control input for a parallel switching on-site with positive or inverted logic

Rated voltage ranges	220 - 240 V, 50/60 Hz / 176 - 275 V DC
Standby power loss	< 0.5 W (230 V / 50 Hz)
Power input	4 W - 400 W
Max. permitted inrush current	30 A
Maximum line length	50 m (module – luminaires)
Type of mounting	To be mounted in luminaires with protection category I or II
Degree of protection	IP20
Permissible temperature range	ta = -20 °C to +60 °C
Maximal permissible test point temperature	tc = 75 °C
Connection terminals	Plug in terminals 1.5 mm <sup>2</sup> / reverse-polarity protected
Dimensions in mm (H x L x W)	21 x 110 x 30
Housing material / colour	Flame retardant polycarbonate / grey
Weight	0.040 kg
Control input	220 - 240 V, 50 Hz (switching threshold acc. EN 60598-2-22)

## Ordering details

Scope of supply	Without individual packaging	Individual packaging
	Order No.	Order No.
V-CG-SE 4-400 W	40071352528	40071352526
Module housing with strain relief		40071352765

## Function A = L'N (positive logic)

L(U) / N(0)	Address	STAR command	L' / N	A1 / A2
0 V	1- 20	-	0 / 230V AC	0 V
230 V AC	1- 20	OFF	0 V	0 V
230 V AC	1- 20	OFF	230 V AC	230 V AC
230 V AC	1- 20	ON	0 / 230 V AC	230 V AC
230 V AC	1- 20	Emergency mode	0 / 230 V AC	230 V AC
220 V DC	0- 20	-	0 / 230 V AC	220 V DC

## Function A ≠ L'N (inverted logic)

L(U) / N(0)	Address	STAR command	L' / N	A1 / A2
0 V	1- 20	-	0 / 230V AC	0 V
230 V AC	1- 20	OFF	0 V	230 V AC
230 V AC	1- 20	OFF	230 V AC	0 V
230 V AC	1- 20	ON	0 / 230 V AC	230 V AC
230 V AC	1- 20	Emergency mode	0 / 230 V AC	230 V AC
220 V DC	0- 20	-	0 / 230 V AC	220 V DC

The module may only be used for final circuits with STAR- or STAR+ technology.

For more information see V-CG-S monitoring module.

